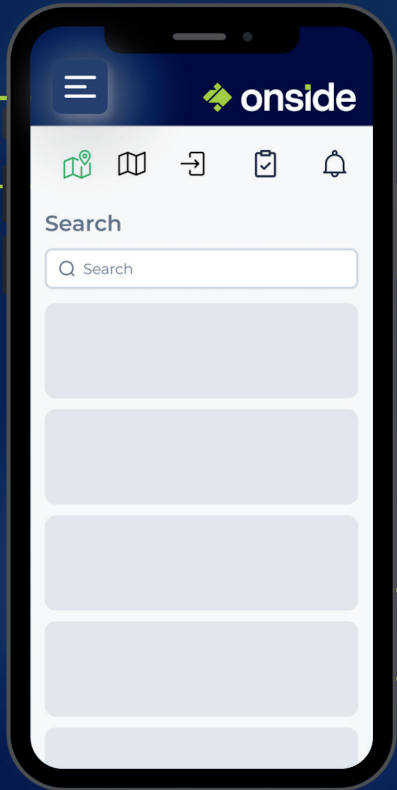


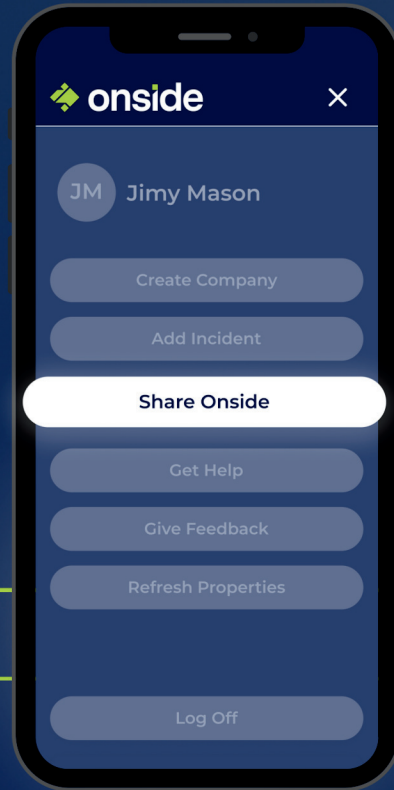
# With contractors, visitors, & staff



1

## OPEN THE MENU


In your Onside app, click the menu button, which can be found at the top left of your screen.



2

## CHOOSE 'SHARE'


Click the **'Share Onside'** button in the menu.



3

## CHOOSE PLATFORM

You'll send a link to the person to download the Onside app. Choose what platform you'd like to send it to them on.



4

## WHAT HAPPENS NEXT?

The person receiving the Onside link can download the app and create their profile.