



Contractor management policy template


We have created the following template to help you create a contractor management policy for use on your rural property.

Contents

Purpose	3
Scope	4
Responsibilities	5
Selection	7
Pre-qualification	8
Insurance and liability	9
Induction	10
Compliance with laws and regulations	11
Risk assessments	12
Monitoring and evaluation	13
Incident reporting	14
Termination	15

Purpose

Scope



Responsibilities (internal team)




Team member	Responsibilities

Responsibilities (contractors)


Contractor	Responsibilities

Selection




Pre-qualification


Insurance and liability




Induction




Compliance with laws and regulations



Risk assessments




Monitoring and evaluation



Incident reporting

Termination

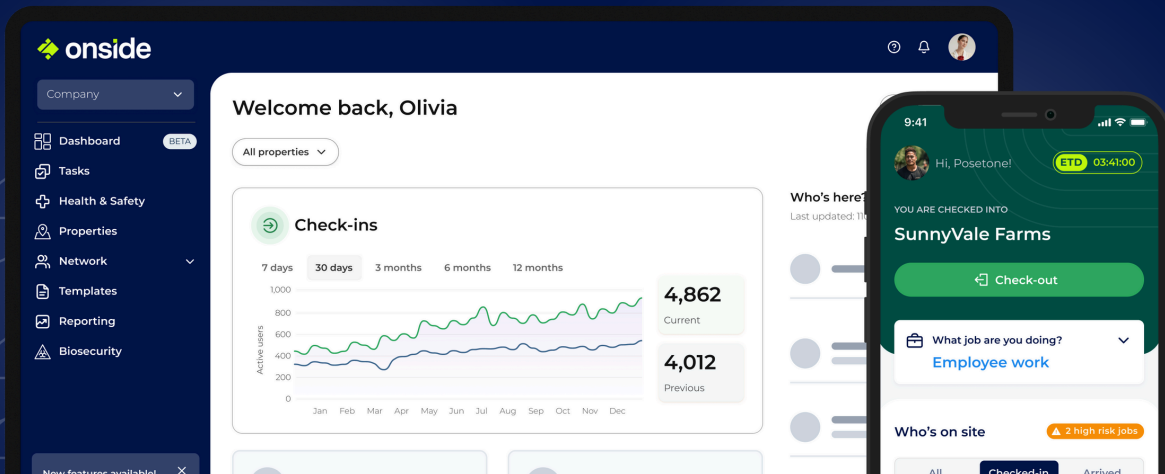




Rural health and safety software designed for the field

How it works

Get started



Keep everyone safe when they're **on site**



LIVE SAFETY UPDATES

With Onside's digital farm mapping and geofence, update risks instantly, share with contractors, visitors, and staff, ensure they've acknowledged safety info, and complete inductions from anywhere.



TASK MANAGEMENT

Use tasks to track job progress and who's responsible. Assign follow-up actions to manage risks and incidents. Create recurring tasks with templates and keep a digital log for compliance evidence.



LOG INCIDENTS EASILY

Make incident reporting simple for everyone on site. Log incidents on the spot, add photos and locations, create tasks for corrective actions, and get detailed reports at the click of a button.



INSTANT REPORTING

Generate reports without manual admin. Automatically compile data on check-ins, tasks, incidents, and risks. Perfect for annual audits, certifications and internal reporting.